



The StakJak high-pressure lifting bag is a revolutionary flat-profile lifting bag for vehicle and heavy duty lifting requirements. The flat profile of the StakJak has several distinct advantages over traditional ovoid lifting bags of which the most significant is the ability to safely stack up to three bags together. This enables a greater lift height without the risk of sudden ejection or instability that is possible when stacking ovoid bags.

In addition, the StakJak high-pressure lifting bags are not subject to the diminishing lift capacity experienced with ovoid mats. Complicated graphs and uncertain lifting heights and capacities do not need to be considered when using a StakJak, as they can lift their full height capacity (5.4 - 45 tonne depending on model) throughout the entire lift.

StakJak lifting bags slim profile allow for use in tight spaces and reduce storage requirements. High pressure lifting bags (also sometimes called lifting mats) are constructed from exceptionally tough Kevlar cord, yet are light enough to be carried by just one person.

StakJak lifting bags can be inflated quickly to provide an instant lift, making them ideal for use in rapid response emergency situations. High pressure lifting bags of this type also have a controlled deflation facility if required, and can be supplied with an optional bleed valve on request.

FEATURES

- Flat profile avoids diminishing lift
- Stack up three bags safely
- Lightweight and compact
- Controlled deflation facility
- Significantly more stable than an ovoid lifting bag
- Versatile - designed for emergency services but also used in industry, mining, railroads, armed forces, and caravan and static unit companies

USED FOR

- Road traffic incidents
- Light aircraft crash
- Rapid response rescue
- Raising submerged vehicles and small craft

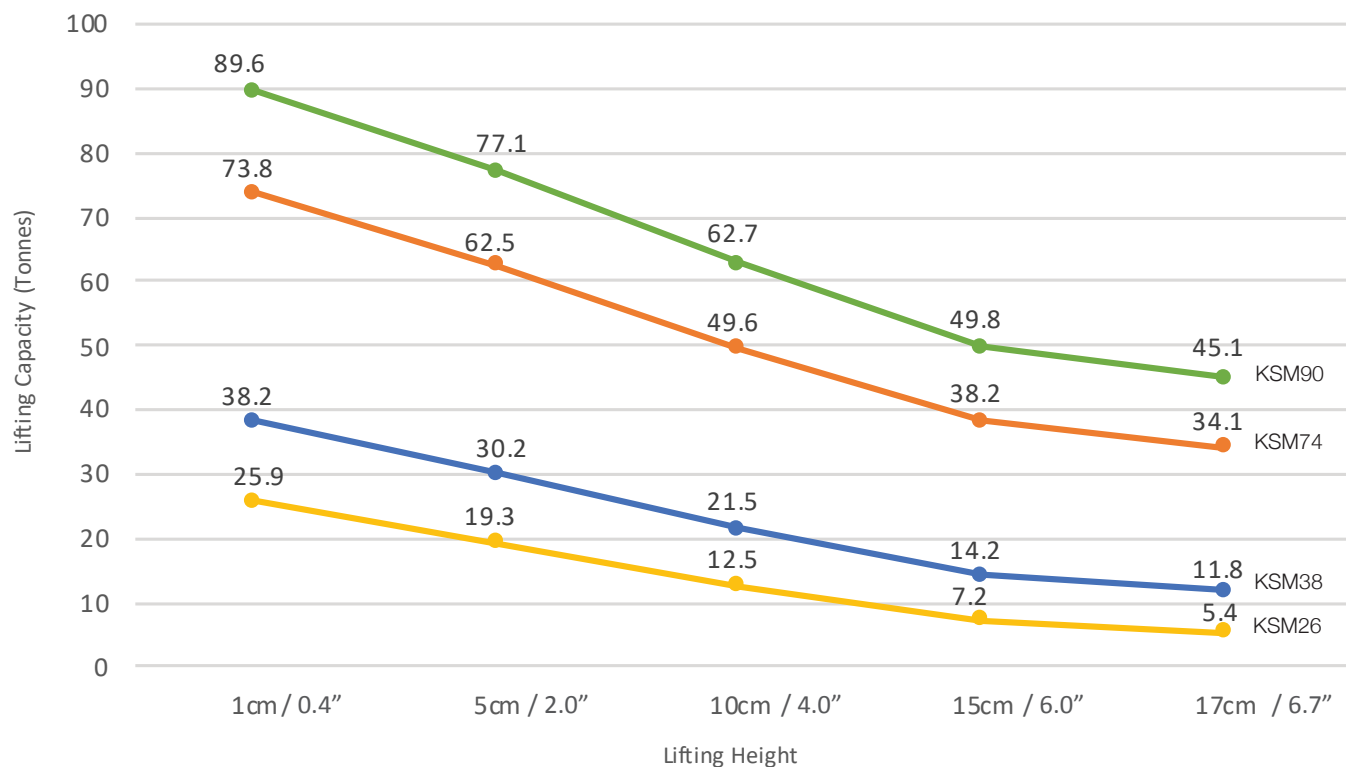
COMPLIES WITH

- EN 13731:2007 (independently tested)

TECHNICAL DATA	KSM26 (12 BAR)	KSM38 (12 BAR)	KSM74 (12 BAR)	KSM90 (12 BAR)
Product Code	KSM26/12	KSM38/12	KSM74/12	KSM90/12
Length (cm/Inch)	52 / 20.4"	62 / 24.4"	84 / 33.1"	92 / 36.2"
Width (cm/Inch)	52 / 20.4"	62 / 24.4"	84 / 33.1"	92 / 36.2"
Inflated Height (cm/Inch)	17.5 / 6.9"	17.5 / 6.9"	17.5 / 6.9"	17.5 / 6.9"
Deflated Height (cm/Inch)	2.5 / 1"	2.5 / 1"	2.5 / 1"	2.5 / 1"
Packed Size (cm/Inch)	55 x 55 x 4 / 21.7x21.7x1.6"	65 x 65 x 4 / 25.6x25.6x1.6"	88 x 88 x 4 / 30.6x30.6x1.6"	95 x 95 x 4 / 37.4x37.4x1.6"
Max. Lift Capacity at Min. Lifting Height (tonne/ US ton)	25.9 / 28.5	38.2 / 42.1	73.8 / 81.4	89.6 / 98.8
Max. Lift Capacity at Max. Lifting Height (tonne/ US ton)	5.4 / 6.0	11.8 / 13.0	34.1 / 37.6	45.1 / 49.7
Max Flat Area (cm/Inch)	24 x 24 / 9.4 x 9.4"	34 x 34 / 13.4 x 13.4"	56 x 56 / 22 x 22"	64 x 64 / 25.2 x 25.2"
Air Requirements (ltr / ft ³)	479 / 16.9	731 / 25.8	1403 / 49.5	1687 / 59.6
Weight (kg / lbs)	8 / 18	12 / 27	20 / 44	23 / 51
Max. Pressure (bar / psi)	12 / 174	12 / 174	12 / 174	12 / 174

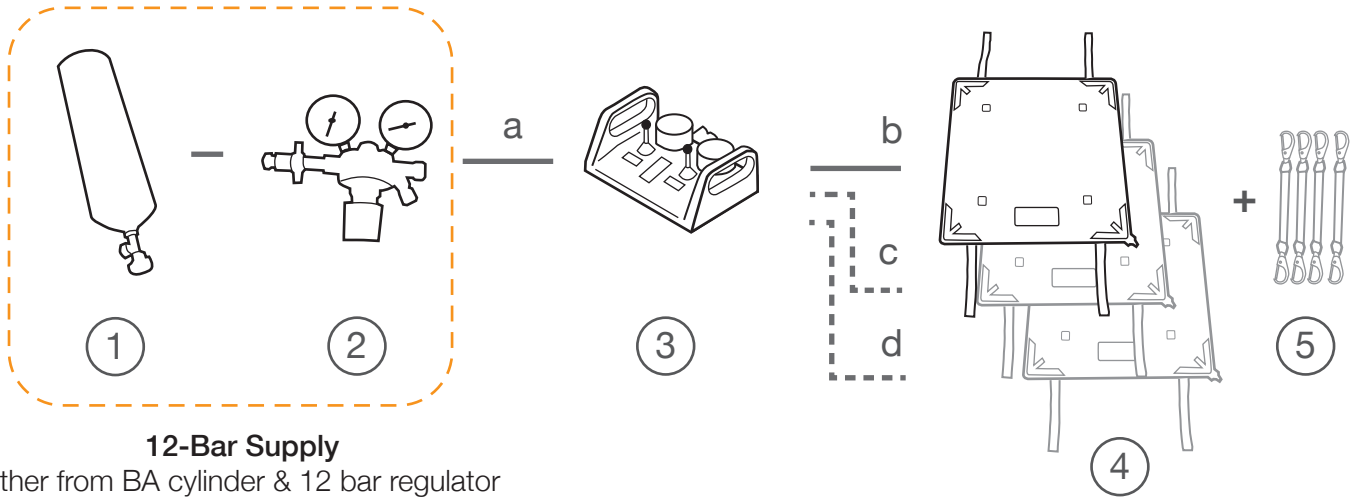


LIFTING HEIGHTS



Lifting capacity Values in US tons are equivalent to the tonne value x 1.1

SYSTEM SCHEMATIC



12-Bar Supply

Either from BA cylinder & 12 bar regulator
or a compressor set at 12 bar

SYSTEM COMPONENTS

1



BA Cylinder
(by others)

2



Regulator, 12 Bar
(Regulator only: RE0039,
Regulator & hose: RE0039/001)

Regulators are designed to be used with an air cylinder to reduce the amount of pressure which is leaving the cylinder and entering the inflatable product. The regulator contains an on/off valve which stops the air flowing through the hose.

3

ONE BAG



Single Controller
12 bar / 174 psi
CO0137

TWO BAGS



Twin Controller
12 bar / 174 psi
CO0091


THREE BAGS



Triple Controller
12 bar / 174 psi
CO0109

MFC's 12 bar aluminium control units are robust and durable with an impact resistant design. The controller features a pressure sensitive 'deadman' control joystick and a pressure gauge with protective rubber surround for each controlled outlet. The body is made of aluminium with plastic protective handles at either end and models are available for control of one, two or three bags. The controller is supplied as standard with a female type 26 inlet coupling and Type 25 female couplings.

SYSTEM COMPONENTS (CONT.)



StakJak
(Select size from table)

	KSM26/12	KSM38/12	KSM74/12	KSM90/12
Lift Capacity Max / Min tonne (US ton)	25.9 / 5.4 (28.5 / 6.0)	38.2 / 11.8 (42.1 / 13.0)	73.8 / 34.1 (81.4 / 37.6)	89.6 / 45.1 (98.8 / 49.7)
Size L x W x H cm (inches)	52 x 52 x 2.5 (20.4 x 20.4 x 1")	62 x 62 x 2.5 (24.4 x 24 x 1")	84 x 84 x 2.5 (33.1 x 33.1 x 1")	92 x 92 x 2.5 (36.2 x 36.2 x 1")

5



Dual Bag Retaining
Straps (set of 4)



Triple Bag Retaining
Straps (set of 4)

Retaining straps are used to secure StakJaks to each other when used stacked together, reducing the risk of lateral movement of the bags during a lift.

- Dual bag retaining strap set (SP0068/001)
- Triple bag retaining strap set (SP0068/002)

HOSES

a



Inlet Hose [T.26M - T.26M]
(2m - HS-01-04-02-06-06)
(5m - HS-01-04-05-06-06)
(10m - HS-01-04-10-06-06)

b



Green Outlet Hose [S.25M-S.25F]
(5m - HS-01-02-05-06-07)
(10m - HS-01-02-10-06-07)

c



Red Outlet Hose [S.25M-S.25F]
(5m - HS-01-01-05-06-07)
(10m - HS-01-01-10-06-07)

d



Blue Outlet Hose [S.25M-S.25F]
(5m - HS-01-03-05-06-06)
(10m - HS-01-03-10-06-06)

SYSTEM KITS

ONE BAG SYSTEM

Required: **1***, **2***, **3** (Single bag controller), **4** (specify size) and hoses **a** and **b**

TWO BAG SYSTEM

Required: **1***, **2***, **3** (Twin controller), **4** (x2, specify size), **5** and hoses **a**, **b**, and **c**

THREE BAG SYSTEM

Required: **1***, **2***, **3** (Tripple controller), **4** (x3, specify size), **5** and hoses **a**, **b**, **c** and **d**

* if not using a compressor

ACCESSORIES



HP Shut-off Hose
(SP0154)

Inserted between the lifting bag (4) and the outlet hose (b, c or d) the 0.5m yellow shut off-hose incorporates a ball valve which allows the operator to keep the lifting bag inflated and disconnect the outlet hose.

NOTE: it is not recommended to leave a lifting bag disconnected & inflated unless the load is supported by chocks