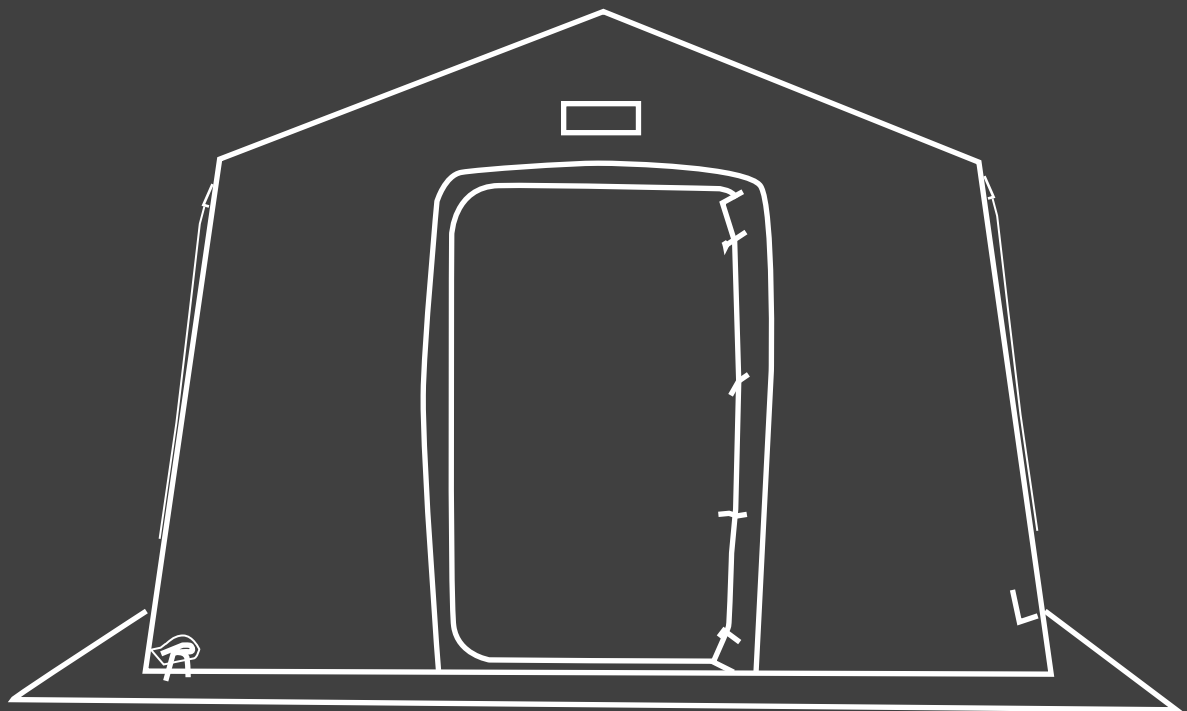


# Shelters



**MFC**International  
by RESPIREX

# CONTENTS

3	INFLATABLE SHELTERS
8	AUTOMATIC INFLATER
9	BRAVO ELECTRIC INFLATER
10	MASTER BLASTER ELECTRIC INFLATER
11	BRAVO HAND PUMP
12	REGULATOR
13	PORTABLE GENERATOR
14	32KW AIR HEATER
15	80KW AIR HEATER
16	INTERNAL LIGHTING
17	RECHARGEABLE FLOODLIGHT
18	BALLAST BAGS

# INFLATABLE SHELTERS



Inflatable Shelters provide a quickly deployable structure that is simple to use, lightweight, compact and easy to transport. They are ideal for emergency or humanitarian use, but have a wide range of other applications including field hospitals, command centres, crime scene preservation, storage areas and vehicle maintenance.

MFC International's range of inflatable shelters can be set up in a matter of minutes, and will stay standing without continuous inflation. With no mechanical framework the shelters are lighter and more compact once packed.

All shelters are supplied with adjustable zipped entrances at the front and rear, providing a versatile solution that allows two or more shelters to be linked together if required. Shelters can be anchored on hard or soft standing, and guy ropes are provided for use in inclement weather.

## FEATURES

- Lightweight and easily portable
- Sets up within a matter of minutes and will stay standing without continuous inflation
- Supplied with adjustable zipped entrances at the front and rear providing a versatile solution that allows two or more shelters to be linked together if required
- Can be anchored on hard or soft standing, and guy ropes are provided for use in inclement weather
- Minimal training, servicing and maintenance costs

The shelters are manufactured with a welded and taped PU frame that reduces weight and air leakage, allowing shelters to remain inflated for longer without the need for topping up (particularly in hot climates). The welded and taped canopy ensures seams remain waterproof even after repeated deployments and the heavy-duty detachable floor allows the shelter to be lowered over a vehicle or casualty if required.

Shelters are supplied with a comprehensive range of standard equipment, along with a large choice of optional add-ons such as heating, lighting and customer branding. The shelters are available with a choice of standard flame resistant (FR) canopy material colours, other colours are available in both FR & non FR materials if required. Shelters come with a white translucent roof as standard, but can be ordered with the roof in the main canopy colour as an option.

## USED FOR

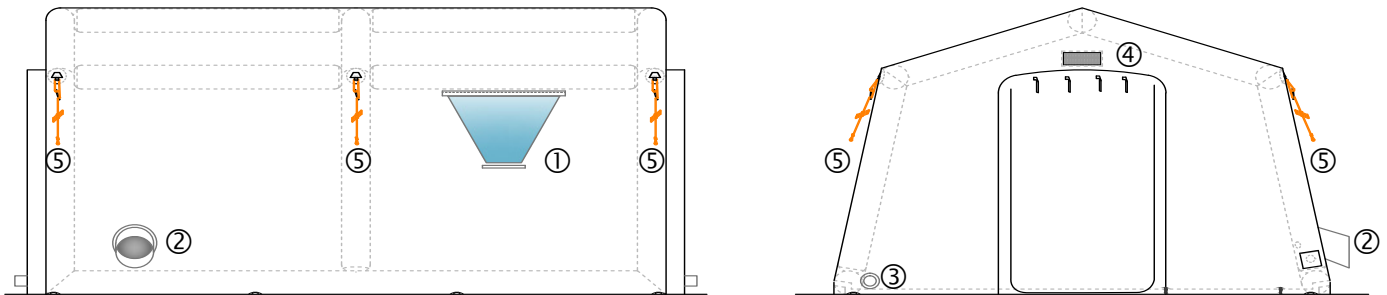
- Field Hospitals
- Command Centers
- Crime Scene Preservation
- Storage Areas
- Vehicle Maintenance Shelter

# INFLATABLE SHELTERS

TECHNICAL DATA	9	12	16	20	25	30	36	51
Product Code*	SHW/09/001	SHW/12/001	SHW/16/001	SHW/20/001	SHW/25/001	SHW/30/001	SHW/36/001	SHW/51/001
Length (cm)	300	400	400	500	500	600	600	850
Int. Length (cm)	300	400	400	500	500	600	600	850
Width (cm)	300	300	400	400	500	500	595	595
Int. Width (cm)	263	263	353	353	453	453	534	534
Height (cm)	263	263	280	280	290	290	308	308
Int. Height (cm)	238	238	254	254	265	265	275	275
Int. Floor Area (sq.m)	7.89	10.52	14.12	17.65	22.65	27.1	32.04	45.39
Air Requirements (ltr)	1300	1850	2600	2900	3050	3700	5900	8100
Pack size (cm)	120 x 66 x 41	120 x 66 x 41	130 x 66 x 50	130 x 66 x 50	140 x 80 x 66	140 x 80 x 60	140 x 80 x 60	160 x 80 x 66
Weight (kg)	36	45	58	68	78	88	105	125

\*All codes above are for white shelters - see last page for alternate colour options

## DETAIL DRAWING



## SUPPLIED WITH

- ① Windows & blinds (2 total, one in each side wall)
- ② Heater sleeve (side) x1
- ③ Cable sleeves (one at each end) x2
- ④ Closable ventilation panel over each door
- ⑤ Guy lines and adjusters (6 or 8 depending on size)
  - Valise
  - Repair kit
  - Delivery hose (1m)
  - Peg set & bag

## OPTIONS


- Branding/Lettering
- Additional windows & blinds
- Electric inflator
- 8 bar regulator
- Additional cable or heater sleeves
- Electric heater
- Gas heater
- LED lighting & hanging brackets

# INFLATABLE SHELTERS

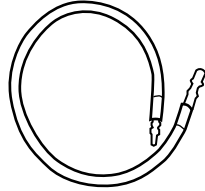
## OPTIONS FOR INFLATION



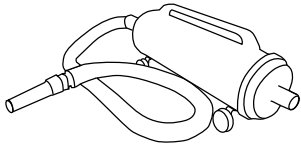
**B.A. Cylinder**  
(By others)



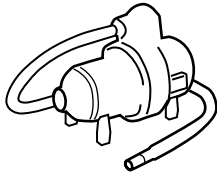
**8 bar Regulator**  
(RE0034)  
Regulator with  
fixed hose  
(RE0034/006)



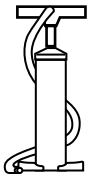
**1m Delivery Hose**  
(Supplied with shelter  
HS-04-05-01-16-06)



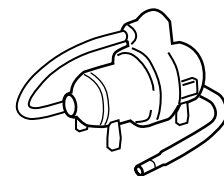
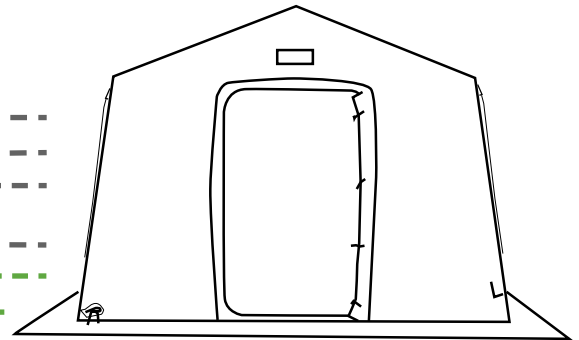
**Master Blaster  
Electric Inflator**  
(180041 - 240v)  
(180042 - 110v)



**Bravo2000  
Electric Inflator**  
(180026)



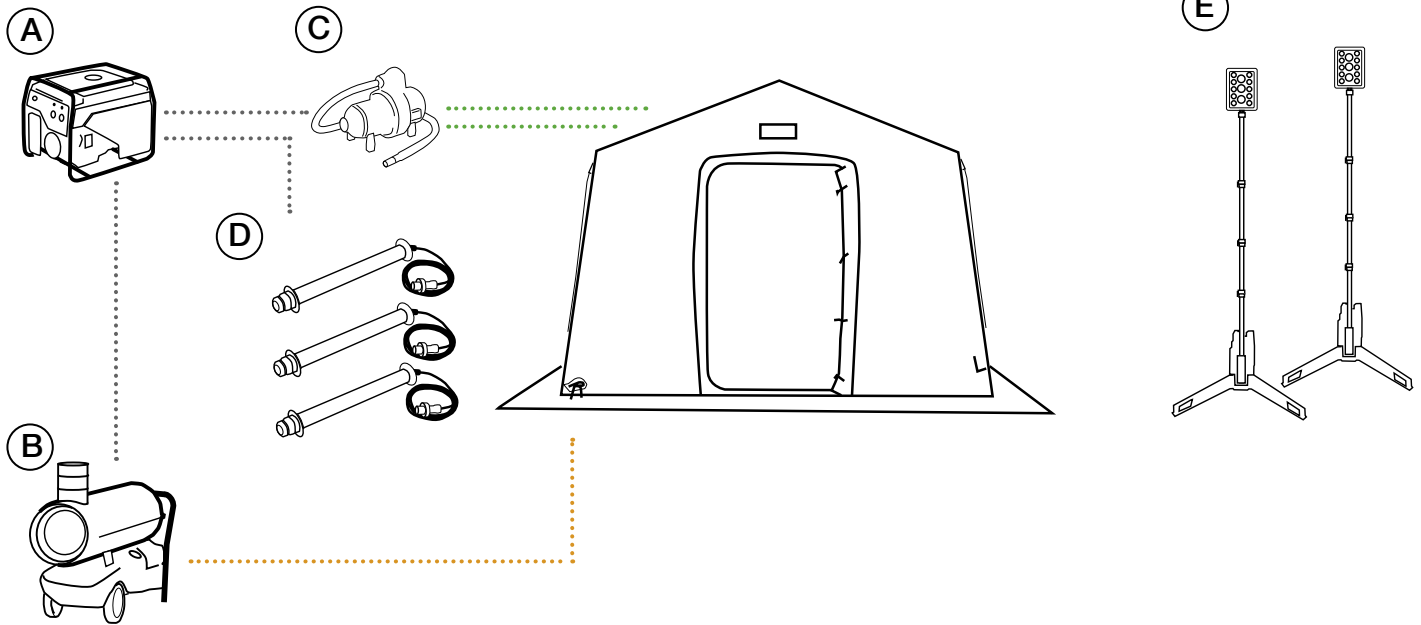
**Bravo 4 ALU R.E.D Hand  
Pump**  
(180001)




**ARS Inflator**  
Automated inflation/deflation unit  
that maintains shelter pressure  
(SP0155)

# INFLATABLE SHELTERS

## ACCESSORY SCHEMATIC



**A**  
**Generator**  
 Honda 5.5kW 4-stroke petrol  
 (1x EG5500CL)



**D**  
**Waterproof LED Interior Lights**  
 23W, 2300 Lumens  
 (TBD\*x SLZ2323/5/01DWD - IP67 Lamp)  
 (TBD\*x SLZ005 - Hanging kit)

*\*We recommend 1x Lamp and hanging kit for every 4m<sup>2</sup> of floor area. When the shelter is used for medical treatment or detail work this number should be doubled.*



**B**  
**Heater & Ducting**  
**Small heater** - for a single shelter  
 32kW heat output  
 (1x 1101503 - Heylo KS30T Heater)  
 (1x 91250069 - High temp air hose)

**Larger Heater** - up to three shelters -  
 83kW heat output  
 (1x 1101600 - Heylo K80)  
 (1x 1200011 - Outlet plate)  
 (3x 1250081 - Air hose - 7.5m)  
 (3x 1250091 - Hose clamps)














**E**  
**Waterproof LED Exterior Rechargeable Flood Lights** - Max 16,000 Lumens  
 (2x NSSOLARISPRO)



**C**  
**ARS Electric Inflator**  
 Bravo Automatic inflator  
 (1x SP0155)  
*Equipment for inflation from compressed air cylinder also available (see previous page)*

# INFLATABLE SHELTERS

COLOURS	Flame Retardant Material		Non-Flame Retardant Material	
	Self-Colour Roof	White Roof	Self-Colour Roof	White Roof
White		-		
Green				
Orange				
Yellow				
Red				
Black				

MATERIAL SPECIFICATIONS	Test Method	Flame Retardant Material	Non-Flame Retardant Material
Base Fabric	-	HT Nylon	HT Nylon
Yarn	-	210 Denier	210 Denier
Total Weight	ISO 3801	265 +/- 20 gsm	265 +/- 20 gsm
Tensile Strength (a)	ISO 13934-1	1200 / 1000 N/50mm	1200 / 1000 N/50mm
Tensile Strength after aging 168 hrs @ 70°C	ISO 13934-1	> 90% of (a)	1200 / 1000 N/50mm
Trapezoidal Tear Strength (b)	ISO 9073-4	> 45 / 36 N	60 / 53 N
Trapezoidal Tear Strength after aging 168 hrs @ 70°C	ISO 9073-4	> 90% of (b)	59 / 52 N
Adhesion	ISO 2411	> 180 N/50mm	> 300 N / 50mm
Adhesion after aging	ISO 2411	> 150 N/50mm	> 300 N / 50mm
Welded Seam Strength	ISO 2411	-	155 / 127 N/cm
Welded Seam Strength after aging	ISO 2411	-	170 / 140 N/cm
Flex Cracking Resistance (9000 cycles)	ISO 7845-A	Pass	Pass
Water Column (Hydrostatic Head)	BS 3424	-	> 15 000 mm
Flammability	FR 25.853 (a)(1)(iv)	Pass	
Complies with		ISO 12402-7 TSO c13f	ISO 12402-7

# AUTOMATIC REFILL PUMP



A fully automated inflation/deflation system designed to maintain the air pressure of large inflatable structures. The pressure range is adjustable from 50 to 400mbar.

## FEATURES

- Twin motors
- Inflates and deflates
- Automatically switches the pump on and off to maintain air pressure

The automatic refill pump is ideal for use in climates where there is a significant difference in day time and night time temperatures or where structures need to remain inflated for extended periods.

## USED FOR

- Inflatable Shelters
- Decontamination Showers

## TECHNICAL DATA

## AUTOMATIC REFILL PUMP

Product Code	SP0155
Dimensions (cm)	40 x 17 x 26
Power (Watts)	2000
Air Flow(Liters/min)	2000
Minimum Maintained Pressure mbar / psi	50 / 0.7
Maximum Maintained Pressure mbar / psi	400 / 5.8
Weight (kg)	5
Cord Length (m)	3
Voltage (V AC)	230

# ELECTRIC INFLATER



The Bravo 2000 electric inflator consists of a main motor and a supplementary (booster) motor, which increases the capacity and pressure. The two motors can run simultaneously to obtain maximum capacity and pressure.

## FEATURES

- Inflates and deflates
- Has a robust outer steel casing for additional protection
- Fitted with main motor and a booster motor to increase capacity and pressure
- 3m integral mains power lead comes with 2 pin plug\*
- Comes with an inflation hose, 7 different adapters and a shoulder carry strap

On the Bravo 2000, you can press the orange button to just run the main motor, or you can press the red button to switch on the booster to help obtain maximum performance. Both motors are protected by thermal fuses.

## USED FOR

- Inflation/deflation of our inflatable product range

## TECHNICAL DATA

### Bravo 2000 Electric Inflator

Product Code	180026
Voltage Supply	230V (Main Motor) 230V (Booster)
Max. Power	1000W / 2000W
Max. Pressure	140 mbar (2 psi) / 400 mbar (5.8 psi)
Max. Flow Rate	1200 l/min / 2000 l/min
Dimensions	32 x 17 x 26 cm
Weight	4.1 kg

# METRO MASTER BLASTER INFLATOR



The Master Blaster Inflator / Deflators twin motor assembly is ideal for rapid inflation of larger structures and inflatables.

The patent twin fan motor assembly ensures 100% duty cycle to ensure continuous inflation/deflation.

## FEATURES

- The Master Blaster Inflator/Deflator has a robust outer steel casing with an optional choice of mounting platforms.
- Fitted with 2x heavy duty commercial 1200 Watt 5.5 Amp motors.
- The patent twin fan motor assembly ensures 100% duty cycle to ensure continuous inflation/deflation.
- 12 month warranty

- Low maintenance with just regular cleaning/changing of the foam filter to ensure good airflow to cool the motor & prevent overheating, ensuring long life.

## USED FOR

- Inflation/deflation of our inflatable product range

## TECHNICAL DATA

	240 Volt AC Model	120 Volt AC Model
Part No:	180041	180042
Construction:	All Steel	All Steel
Motor:	8.0 peak HP, (two motors)	8.0 peak HP, (two motors)
Airflow:	297 m/s	58,000 ft/min
Fan:	2-Stage Dual Fan	2-Stage Dual Fan
Power:	2160 Watts	2160 Watts
Current Draw:	9 Amps	18 Amps
Hose:	1.5m x 38mm Heavy Duty Hose	5ft x 1.5" Heavy Duty Hose
Nozzle:	Nozzle and Bayonet Connector	Nozzle and Bayonet Connector
Cable:	3.6m Heavy Duty	12ft Heavy Duty
Plug:	13A 240V UK or 2 Pin European	16A 110V 4h OP44 plug
Filter:	Foam Filter (Washable)	Foam Filter (Washable)
Dimensions:	550 x 260 x 165mm	21.7 x 10.25 x 6.5"
Weight:	7.95 kg	17.5 lbs

# BRAVO 4 ALU R.E.D. HAND PUMP



The Bravo 4 ALU R.E.D (Reduced Effort Device) is a double action hand pump that automatically adjusts for easier pumping.

The hand pump automatically switches to downward pumping only once the pressure exceeds 400 mbar (5.8 psi), allowing you to blow up your inflatable product quickly and efficiently.

## FEATURES

- A powerful double action hand operated pump with a double chamber allowing a maximum of 4000cc (2 x 2000cc)
- Automatically changes from double to single action at 400 mbar (5.8 psi) to reduce effort at higher pressures
- Features an aluminium shaft handle for durability
- Anti-sand cover gasket

- Inflates and deflates
- Pressure up to 800 mbar (11.6 psi)
- Supplied with non-kink hose and a selection of interchangeable valve adaptors and nozzles

## USED FOR

- Inflation/deflation of our inflatable product range

## TECHNICAL DATA

### Bravo 4 ALU R.E.D Hand Pump

Product Code	180001
Materials	Plastic with aluminium shaft handle
Capacity	2 x 2000 cc
Dimensions	11 x 22 x 47 cm
Max. Pressure	800 mbar (11.6 psi)
Weight	0.75 kg
Colour	Blue*

\* Note: Colour of product may vary.

## Maintenance Instructions

Please be sure that before and during the use, the pump is fully lubricated by oil.

To lubricate the pump, open the ring nut and spread a thin layer of oil or grease on the gasket and the tube.

# STANDARD REGULATOR



The Standard Regulator is designed to be used with an air cylinder to reduce the amount of pressure which is leaving the cylinder and entering the inflatable product.

The regulator contains a shut off valve which stops the air flowing through the hose.

## FEATURES

- Manufactured to ISO 2503
- Max. Input pressure 300 Bar
- Available in 8 bar or 12 bar output
- Available as a regulator only or with attached hose and coupling/fitting
- Supplied with padded storage box

## USED FOR

- Reducing BA cylinder pressure for inflation of rescue equipment

## SUPPLIED WITH

- Hard shell carry case

## TECHNICAL DATA

### 8 BAR REGULATOR

Single Stage Regulator	8 bar
Product Code (regulator only)	RE0034
Product Code (regulator & 2m 'inflation' hose) <i>With C7 hose fitting for inflatable shelters, boats etc</i>	RE0034/006
Max. Pressure Gauge	0-400 / 300 bar
Working Gauge	0-16 / 8 bar
Max. Inlet Pressure	300 bar
Working Pressure	0-8 bar adjustable
Max. Output	30 m <sup>3</sup> /h compressed air at 8 bar
Pack Size (mm)	210 x 195 x 75
Weight (kg)	1.5
Outlet Coupling (regulator)	Series 26 Female

# PORTABLE GENERATOR



A portable generator with a maximum output of 5.5kW, combining superb durability and value, with the power stability required for modern equipment. For tasks such as powering tools and incandescent lamps simultaneously, the new Digital AVR delivers smoother power with greatly reduced risk of light flicker or damage to sensitive electronics. Simple yet rugged design features also make the EG5500CL easy to use, with centralised controls and outlets, full tubular frame and a large fuel tank to give 8 hours of continuous running time at rated power.

Powered by the ultra reliable Honda GX390T2 4-stroke petrol engine which uses a recoil starter mechanism is light and smooth and starts easily every time. With 45 degree inclined rubber engine mounts, vibration is dampened to an industry leading standard, making this generator far more comfortable to use. The Honda 4-stroke engine is remarkably fuel efficient and reliable, which means fewer fill-ups and reduced maintenance costs. Also the Oil-Alert Technology will automatically switch off the ignition if the oil drops below a safe level.

## FEATURES

- Class leading fuel efficiency delivers over 8 hours of run time.
- Quiet operation from semi-enclosed casing.
- Easy to use controls allowing quick and simple starting and running.
- Rubberised feet to minimise vibration and movement, maximising frame and engine life.
- Digital D-AVR ensures a smooth and stable voltage output similar to an inverter generator, ideal for powering sensitive electronics and tools with flicker-free lighting

## USED FOR

- Shelters
- Decontaminations Showers

## TECHNICAL DATA

Product Code	EG5500CL
Product Name	Honda EG5500CL
Fuel	Petrol
Starter	Recoil
KVA	5,500
Phase	Single Phase
Voltage	230
Rated Frequency (Hz)	50Hz
Fuel Tank Capacity (Liters)	24
Running Time	8 hrs 10 minutes @ rated power
Noise Value	82dB(A) @7M
Dimensions (mm)	L 681 x W 530 x H 571
Weight (kg)	82.5
Kw	5500
Sockets	2 x 16a 115v, 1 x 32a 230v

# 32KW AIR HEATER



Portable air heater for use with the MFC range of shelters and decontamination showers. The HEYLO KS30T is an easy to use portable oil heater with a rated heat output of 32kW.

The heater is positioned outside the shelter and the heated air is fed into the shelter through the heater sleeve via a heat resistant hose (see accessories) .

## FEATURES

- Portable oil heater with rated heat output of 32 kW
- Indirect outlet gas routing
- Compact design
- Easy to operate
- Connection of a room thermostat possible
- Easy to move with wheeled base and sturdy handle

## USED FOR

- Shelters
- Decontaminations Showers

## ACCESSORIES

- High-temperature air hose rated up to 150°C - length 5m, diameter 305mm. Includes clamp. (91250069)



## TECHNICAL DATA

Product Code	1101503
Product Name	HEYLO KS30T
Rated heat output (kW)	32
Air flow rate (cum/h)	1150
Volume (dB(A))	72
Fuel consumption oil max. (kg/h)	2.7
Electric Connection (V/Hz)	230/50
Length (cm)	121.5
Width (cm)	44
Height (cm)	67
Weight (kg)	48
Tank volume (l)	42
Exhaust pipe (diam. cm)	15

# 83KW AIR HEATER



Mobile air heater for use with the MFC range of shelters and decontamination showers. The HEYLO K80 is an easy to use mobile oil heater with a rated heat output of 83kW.

The heater is positioned outside the shelter and the heated air is fed into the shelter through the heater sleeve via a heat resistant hose (see accessories) .

## FEATURES

- Mobile oil heater with rated heat output of 83 kW
- Highest combustion efficiency (optimised stainless steel firing chamber / heat exchanger unit)
- Safe and easy to maintain overhead ISK® burner
- Oil pre-heating ensures safe operation at low temperatures
- High air-flow rate and compression by powerful ventilator

## ACCESSORIES

- Triple outlet plate, fits 520mm outlet of K80 heater and provides 3x305mm outlets for connection to high temperature hoses (1200011)
- High-temperature air hose rated from -20°C to 110°C - length 7.6m, diameter 305mm. (1250081)
- Toggle lever hose clamp for use with air hoses and outlet plate (1250091)



Tripple outlet plate



Air-Hose



Lever Hose Clamp

## USED FOR

- Shelters
- Decontaminations Showers

## TECHNICAL DATA

Product Code*	1101600
Product Name	HEYLO K80
Rated heat output (kW)	83
Nominal heat output (kW)	76
Air flow rate (cum/h)	6500
Available stat.compression max. (Pa)	100
Volume (dB(A))	59
Fuel consumption oil max. (kg/h)	6.8
Electric Connection (V/Hz)	230/50
Current draw max. (A)	2.45
Length (cm)	167.4
Width (cm)	87.5
Height (cm)	130
Weight (kg)	190
Exhaust pipe (diam. cm)	150
Air outlet (diam. cm)	52
Temperature increase $\Delta t(K)$	45

# INTERNAL LIGHTING



Specialist LED lamps for use in inflatable shelters and decontamination showers.

## FEATURES

- Waterproof (IP 67) construction can be used in indoor or outdoor areas
- Impact resistant protective polycarbonate tube with two rubber protective cuffs
- Modular structure with plug and/or cable plug system integrated into the endcaps
- Cool running LED light source low heat development eliminates risk of burns or damage to shelter
- Instant illumination, even in low temperatures - no warm up or re-strike time

## ACCESSORIES

- Hanging Kit - pack of two metal retaining clamps with bungee cords for hanging LED tubes (SLZ005) - one hanging kit is required per lamp (see below)



These lamps feature a durable waterproof construction and using the hanging kit (sold separately), they secure easily around the tubes of the shelter frame.

## USED FOR

- Shelters
- Decontaminations Showers

## TECHNICAL DATA

Product Code*	SLZ2323/5/01DWD
Product Name	ELSPRO LED Light
Power (Watts)	23
Voltage (Volts)	230 AC
Output (Lumen)	2,300
Length (cm)	75
Tube Diameter (cm)	7
Weight (kg)	595
Cable Length (m)	5

# RECHARGEABLE FLOODLIGHT



Designed for temporary floodlighting of large areas. Easy to transport and assemble. Quick and easy to setup and can illuminate the scene for up to 48 hours.

## FEATURES

- Max 16,000 lumen output / 500m beam
- Two beams (wide & narrow) & three modes
- Can operate for up to 48 hours
- Mast extends to 1.85 metres height
- Power cord built into mast
- Collapses to compact size
- Supplied with AC Mains Charger
- Weather-proof IP65 rating

## USED FOR

- Shelters
- Decontaminations Showers



Light when folded

These robust weatherproof lights are used by the police, fire and rescue teams and utility groups and are ideal for illuminating large areas.

TECHNICAL DATA	18AH BATTERY	38AH BATTERY
Product Description	SOLARIS PRO	SOLARIS PRO-X
Product Code	NSSOLARISPRO	NSSOLARISPRO-X
Beam (m)	Up to 500m	Up to 500m
<b>Light Output (Lumens)</b>		
- Wide & Narrow Beams	4,000-16,000	4,000-16,000
- Search (Wide Beam)	1,250-5,000	1,250-5,000
- Flood (Narrow Beam)	2,750-11,000	2,750-11,000
<b>Run Time</b>		
- Search & Flood	2h 15m - 9h	24h 30m - 18h
- Search (Wide Beam)	6h - 24h	12h - 48h
- Flood (Narrow Beam)	3h 45m - 15h	7h 30m - 30h
Dimensions (cm)	52 x 16 x 20	52 x 16 x 20
Weight (kg)	7	8.5

# BALLAST BAGS



Water filled ballast bags for use with the MFC range of inflatable shelters and decontamination showers. Ballast bags provide a quick and simple method of securing shelters on hard surfaces where they cannot be staked to the ground.

Bags use a watertight welded construction and are hold a maximum of 25 liters of water. They are designed to fit on the groundsheet skirt of MFC shelters or are strapped to the tubes of showers.

## TECHNICAL DATA

	Ballast Bag
Product Code	WBB001
Length (cm)	70
Width (cm)	35
Max Volume (L)	25
Max Full Weight (kg) <i>(1l of water weighs 1kg)</i>	26.5

## BALLAST RECOMMENDATIONS

SHELTER	Bag Quantity	Ballast Weight
SHW/09 (3 x 3m)	4	80kg
SHW/12 (3 x 4m)	4	100kg
SHW/16 (4 x 4m)	6	120kg
SHW/20 (4 x 5m)	6	150kg
SHW/25 (5 x 5m)	8	160kg
SHW/30 (5 x 6m)	8	200kg
SHW/36 (6 x 6m)	10	250kg
SHW/51 (6 x 8.5m)	12	300kg





**MFC**International  
*by* RESPIREX

**MFC International Ltd**

Naval Yard, Tonypany,  
Rhondda Cynon Taff, CF40 1JS  
🌐: [www.mfc-international.com](http://www.mfc-international.com)  
☎: +44 (0) 1443 433 075  
✉: [sales@mfc-international.com](mailto:sales@mfc-international.com)